
OAKLAND TGA RECIPIENT REPORT

AUGUST 2023



RECIPIENT REPORT AUGUST 2023

- We are still waiting for the site visit report from HRSA to give us guidance on areas for improvement.
- Leadership in Public Health are working with Office of HIV Care to improve processes for contracting with subrecipients based on preliminary guidance from HRSA.
- Office of HIV Care has a Budget and Invoicing Workshop planned for September 28 for subrecipients.
- Office of HIV Care staff are working with the HIV/STD/HCV procurement team to finalize the RFP for:
 - Medical Case Management
 - Non-medical case management
 - Early intervention services
 - Outreach, and
 - Health Education and Risk Reduction

UTILIZATION UPDATE – (AS OF 8/10/23)

Service Category	Unduplicated Clients		Units of Service	
	Part A	MAI*	Part A	MAI
Child Care Services	1		75	
Early Intervention Services	53	13	357	81
Emergency Financial Assistance	209		1732	
Food Bank/Home-Delivered Meals	310		8898	
Health Education/Risk Reduction	15		25	
Home and Community-Based Health Services	9		1041	
Medical Case Management Services	1313	156	19959	545
Medical Nutrition Therapy	139		1369	
Medical Transportation Services	119	21	787	
Mental Health Services	65	138	1381	544
Non-Medical Case Management Services		18		208
Oral Health Care	155		1025	
Other Professional Services	59		1698	
Outpatient/Ambulatory Health Services	761	98	5717	386
Psychosocial Support Services	459	108	4825	555
Substance Abuse Services - Outpatient	19	16	841	227

**In this table, where there are blanks for MAI that is because those services are not funded through MAI*



ADDITIONAL EPI DATA REQUESTED BY THE PPAC

PEOPLE LIVING WITH HIV WHO INJECT DRUGS, OTGA (N=1,088)

YEAR ENDING 2021

Age Group	OTGA	% total
20-24	6	1%
25-29	25	2%
30-39	98	9%
40-49	185	17%
50+	774	71%
Race/Ethnicity		
Latino	206	19%
Black or African American	441	41%
White	358	33%
API	40	4%
Other/Unknown	43	4%
Gender		
Cisgender men	815	75%
Cisgender women	243	22%
Trans women	27	2%
Trans men	3	0%

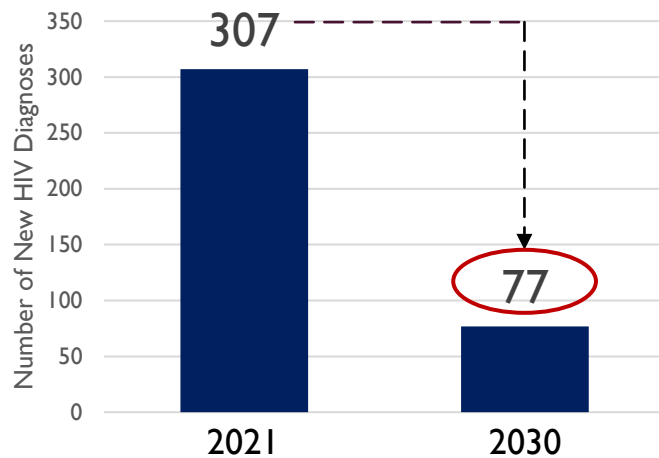
**Includes transgender people adult IDU and adult MSM & IDU*



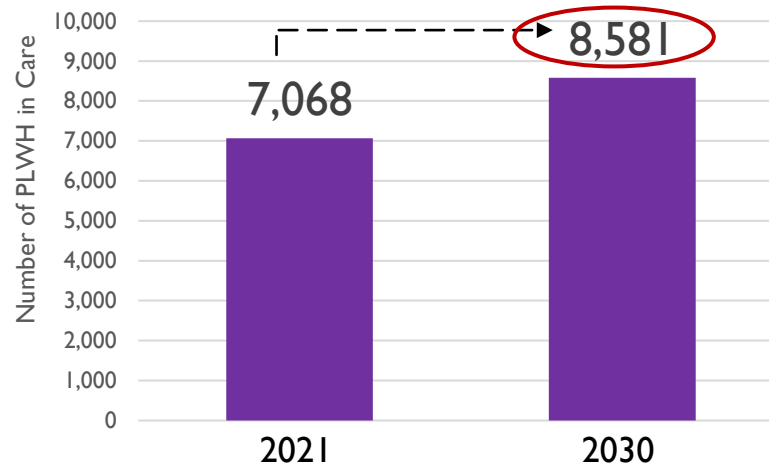
OTGA 2030 GOALS

OTGA 2030 GOALS – ALIGNED WITH THE NATIONAL HIV/AIDS STRATEGY

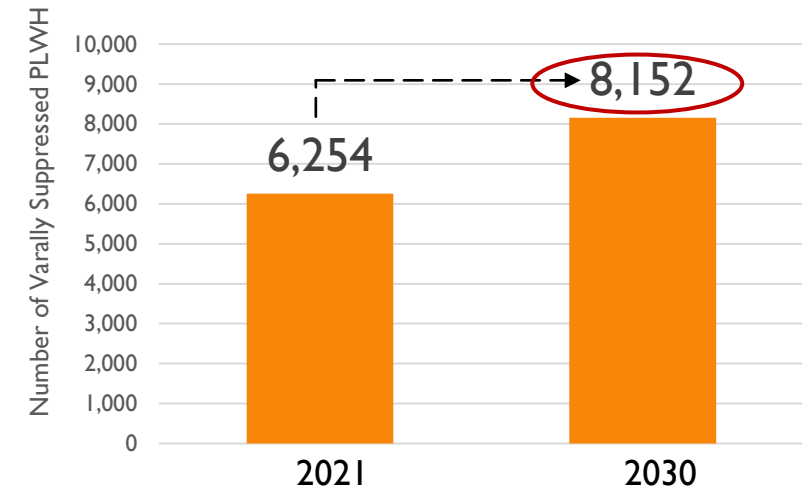
Reduce new HIV diagnoses by 75%,
2021 to 2030



Increase number of PLWH who are
in care to 95%,
2021 to 2030



Increase number of PLWH who are
virally suppressed to 95%,
2021 to 2030



RECIPIENT REPORT - AUGUST 2023

Thank you!